


Practice /k/ Sound

Objective: The child will practice correctly producing the initial, medial, and final /k/ sound.

Instructions: Help the child to correctly produce the target /k/ sound. Pointing to each illustration, younger children and pre-readers pronounce each word. As they progress, younger children and pre-readers will need to repeat the words and phrases after you. Be certain to listen carefully and that each target sound is produced correctly.

Initial /k/




can




key




car



cat



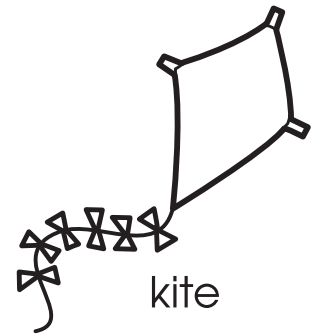
cow



corn



candy



kite

Words:

cab

cap

cave

call

coat

cook

cool

cop

kid

cut

Phrases:

the king can

I eat candy

fly a kite

call for help

kick the ball

a cold day


a baby camel

a big cabin

the car went

cook the food

Medial /k/




chicken




raccoon



pumpkin



rocket



turkey



sneaker

Practice /k/ Sound

Words:

acorn

bucket

taco

bacon

donkey

lucky

jacket

baker

uncle

cracker

Phrases:

cooking dinner

a long weekend

vacuum the floor

uncle and cousin

a big monkey

macaroni and cheese

playing checkers

a quick breakfast


bucket of sand

ham and bacon


Final /k/



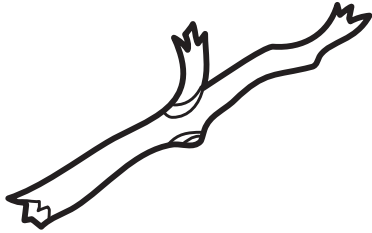
sock



block



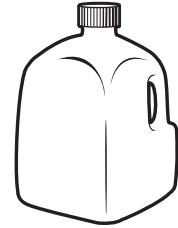
snake




stick



truck




milk



rake



book



duck

Words:

hike

back

walk

sick

talk

pick

lock

sack

chick

bike

Phrases:

cash a check

get a stick

make a cake

in the park

over the lake

saw a duck

tell a joke

he woke up

drop a book

cook an egg