


Practice /p/ Sound


Objective: The child will practice correctly producing the initial, medial, and final /p/ sound.

Instructions: Help the child to correctly produce the target /p/ sound. Pointing to each illustration, younger children and pre-readers pronounce each word. As they progress, younger children and pre-readers will need to repeat the words and phrases after you. Be certain to listen carefully and that each target sound is produced correctly.

Initial /p/




pig



pony



penny



pizza



pet



pirate



peach



piano

Words:

put

push

pink

pet

pass

pull

pond

pin

pave

paint

Phrases:

a big pig

park the bike

turn a page

have a party

in his pocket

I am Pat

pots and pans

paid the bill


paint the wall

pack the bag


Medial /p/



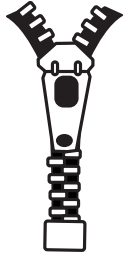
apple



hippo



teepee



zipper



diaper



mopping

Words:

copy

happy

wiper

pepper

paper

uphill

puppy

open

repair

napkin

Phrases:

use my napkin

use the pepper

he is happy

eat his supper

open the box

copy the map

repair my bike


sipping my tea

a window wiper


the super boy

Final /p/

Practice /p/ Sound



ship




sheep



tape



soup



ape



lamp

Words:

cup

jeep

cap

sap

deep

stop

up

keep

seep

gap

Phrases:

a red jeep

jump the rope

stop in here

up the step

over the hoop

drop the cup

in a trap

a big shop

use my tape

buy some soup