



Picture Strings

Objective: Younger children will practice producing the final /t/ sound in isolated words and word combinations.


Instructions: Point to the illustration and say the target word pictured. A variation is to have the child say the target word as you randomly point to the illustrations and vary the speed. Be certain to listen carefully and that each target sound is produced correctly.




cat




cat



rat




cat




rat



hat



cat



rat



hat



bat


Picture Strings



eat




eat



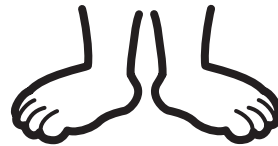
seat



eat




seat



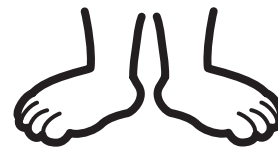
feet




eat



seat












feet

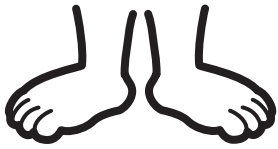


meat

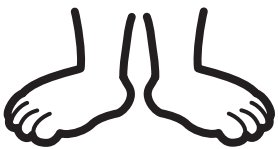
Picture Strings




Picture Strings



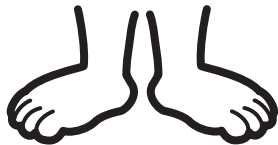
feet




feet




bat



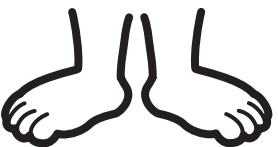
feet




bat



eat




feet



bat



eat



seat